

Introductory sub-table (I)(a)

Name of the Company: ANJANI DHAM INDUSTRIES LIMITED

Script Code, Name of the scrip, class of security: 521131/ ANJANIDHAM / EQUITY


Quarter ended: JUNE 30, 2014

Partly paid-up shares:-	No. of partly paid-up shares	As a % of total no. of party paid-up shares		As a % of total no. of shares of the company	
Held by promoter/promoter group		0		0	
Held by public		0		0	
Total	0	0		0	

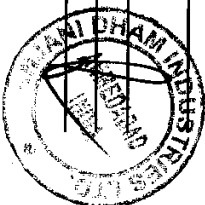
Outstanding convertible securities:-	No. of outstanding securities	As a % of total no. of outstanding convertible securities		As a % of total no. of shares of the company, assuming full conversion of the convertible securities	
Held by promoter/promoter group		0		0	
Held by public		0		0	
Total	0	0		0	

Warrants:-	No. of warrants	As a % of total no. of warrants		As a % of total no. of shares of the company, assuming full conversion of warrants	
Held by promoter/promoter group		0		0	
Held by public		0		0	
Total	0	0		0	

Total paid-up capital of the company, assuming full conversion of warrants and convertible securities **9500000**




	Total Shareholding of Promoter and	10	4425432	4425432	46.58	46.58	1807581	40.85
(B)	Public shareholding							
1	Institutions							
(a)	Mutual Funds/ UTI				0.00	0.00		
(b)	Financial Institutions / Banks				0.00	0.00		
(c)	Central Government/ State Government(s)				0.00	0.00		
(d)	Venture Capital Funds				0.00	0.00		
(e)	Insurance Companies				0.00	0.00		
(f)	Foreign Institutional Investors	1	118882	118882	1.25	1.25		
(g)	Foreign Venture Capital Investors				0.00	0.00		
(h)	Qualified Foreign Investor				0.00	0.00		
(i)	Any Other (specify)				0.00	0.00		
(i-ii)					0.00	0.00		
(i-iii)								
	Sub-Total (B)(1)	1	118882	118882	1.25	1.25		
B 2	Non-institutions							
(a)	Bodies Corporate	64	923826	774926	9.72	9.72		
(b)	Individuals				0.00	0.00		
I	Individuals - i. Individual shareholders holding nominal share capital up to Rs 1 lakh	2859	1605249	946404	16.90	16.90		
II	ii. Individual shareholders holding nominal share capital in excess of Rs. 1 lakh.	39	2401168	2315168	25.28	25.28		
(c)	Qualified Foreign Investor				0.00	0.00		
(d)	Any Other (specify)				0.00	0.00		
(d-i)	Non Resident Repatriates	6	23994	23994	0.25	0.25		
(d-ii)	Non Resident Non Repatriates	2	560	560	0.01	0.01		
(d-iii)	Others	2	889	889	0.01	0.01		
	Sub-Total (B)(2)	2972	4955686	4061941	52.17	52.17		
(B)	Total Public Shareholding (B)= (B)(1)+(B)(2)	2973	5074568	4190823	53.42	53.42		
	TOTAL (A)+(B)	2983	9500000	8606255	100.00	100.00		



(C)	Shares held by Custodians and against which Depository Receipts have been issued								
1	Promoter and Promoter Group					0.00			
2	Public					0.00			
	Sub-Total (C)	0	0	0		0			
	GRAND TOTAL (A)+(B)+(C)	2983	9500000	8606255		100.00		1807581	19.03



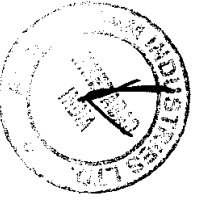
Sr.No.	Notes
1	The Total Foreign Holding is 143436 Shares and Percentage of total No. of Shares is 1.51%.
2	
3	
4	
5	
6	
7	
8	
9	
10	



(D)(b) Statement showing holding of securities (including shares, warrants, convertible securities) of persons belonging to the category "Promoter and Promoter Group"


Sr. No.	Name of the shareholder	Details of Shares held			Encumbered shares (*)			Details of warrants		Details of convertible		Total shares (including underlying shares assuming full conversion of warrants and convertible securities) as a % of diluted share capital
		Number of shares held	As a % of grand total (A)+(B)+(C)	No.	As a percentage (V)-(VI)/(VII)*100	As a % of grand total of sub-clause (Xa)	Number of warrants held	As a % of total number of warrants of the same class	Number of convertible securities held	As a % of total number of convertible securities of the same class		
(i)	(ii)	(iii)	(iv)	(v)	(vi)=(v)/(iii)*100	(vii)	(viii)	(ix)	(x)	(xi)	(xii)	
1	PURUSHOTTAM RADHESHTYAM AGARWAL	1807581	19.03	1807581	100.00	19.03		0		0		
2	G-2, INTERNATIONAL EXPORT LTD.	1710895	18.01	0	0.00	0.00		0		0		
3	BALHANUMAN FABRICS PVT.LTD.	458600	4.83	0	0.00	0.00		0		0		
4	ANURAG RAMAVTAR AGARWAL	153900	1.62	0	0.00	0.00		0		0		
5	PURUSHOTTAM R AGARWAL	141949	1.49	0	0.00	0.00		0		0		
6	TILOKCHAND AND SONS	48648	0.51	0	0.00	0.00		0		0		
7	SOMNDEVI P AGARWAL	46711	0.49	0	0.00	0.00		0		0		
8	SOMNDEVI PURUSHOTTAM AGARWAL	29897	0.31	0	0.00	0.00		0		0		
9	BALHANUMAN FABRICS PRIVATE LIMITED	27000	0.28	0	0.00	0.00		0		0		
10	NIRMALADEVI RAJENDRAPRASAD AGARWAL	250	0.00	0	0.00	0.00		0		0		
TOTAL		4425432	46.58	1807581	40.85	19.03		0		0		

(*) The term "encumbrance" has the same meaning as assigned to it in regulation 28(3) of the SAST Regulations, 2011




(D)(c)(ii) Statement showing holding of securities (including shares, warrants, convertible securities) of persons (together with PAC) belonging to the category 'Public' and holding more than 5% of the total number of shares of the company

Sr. No.	Name(s) of the shareholder(s) and the Persons Acting in Concert (PAC) with them	Number of shares	Shares as a percentage of total number of shares {i.e., Grand Total (A)+(B)+(C) indicated in Statement at para (D)(a) above}	Details of warrants		Details of convertible securities		Total shares (including underlying shares assuming full conversion of warrants and convertible securities) as a % of diluted share capital
				Number of warrants	As a % total number of warrants of the same class	Number of convertible securities held	% w.r.t total number of convertible securities of the same class	
1			0.00		0		0	
2			0.00		0		0	
3			0.00		0		0	
4			0.00		0		0	
5			0.00		0		0	
TOTAL		0	0.00		0		0	0



(D)(d) Statement showing details of locked-in shares

Sr. No.	Name of the shareholder	Number of locked-in shares	Locked-in shares as a percentage of total number of shares {i.e., Grand Total (A)+(B)+(C) indicated in Statement at para (D)(a) above}
1			0.00
2			0.00
3			0.00
4			0.00
5			0.00
TOTAL		0	0.00



(D)(a) Statement showing details of Depository Receipts (DRs)

Sr. No.	Type of outstanding DR (ADRs, GDRs, SDRs, etc.)	Number of outstanding DRs	Number of shares underlying outstanding DRs	Shares underlying outstanding DRs as a percentage of total number of shares {i.e., Grand Total (A)+(B)+(C) indicated in Statement at para (D)(a) above}
1				0.00
2				0.00
3				0.00
4				0.00
5				0.00
TOTAL		0	0	0.00



(D)(b) Statement showing holding of Depository Receipts (DRs), where underlying shares held by "promoter/promoter group" are in excess of 1% of the total number of shares

Sr. No.	Name of the DR Holder	Type of outstanding DR (ADRs, GDRs, SDRs, etc.)	Number of shares underlying outstanding DRs	Shares underlying outstanding DRs as a percentage of total number of shares {i.e., Grand Total (A)+(B)+(C) indicated in Statement at para D(a) above}
1				0.00
2				0.00
3				0.00
4				0.00
5			0	0.00
TOTAL				0.00

