

Introductory sub-table (I)(a)

Name of the Company: SHREE BHAVYA FABRICS LIMITED [PREVIOUSLY KNOWN AS ANJANI DHAM INDUSTRIES LIMITED]

Script Code, Name of the scrip, class of security: 521131/ SBFL / EQUITY

Quarter ended: JUNE 30, 2015

Partly paid-up shares:-	No. of partly paid-up shares	As a % of total no. of partly paid-up shares	As a % of total no. of shares of the company
Held by promoter/promoter group	0	0	0
Held by public	0	0	0
Total	0	0	0

Outstanding convertible securities:-	No. of outstanding convertible securities	As a % of total no. of outstanding convertible securities	As a % of total no. of shares of the company, assuming full conversion of the convertible securities
Held by promoter/promoter group	0	0	0
Held by public	0	0	0
Total	0	0	0

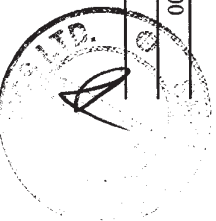
Warrants:-	No. of warrants	As a % of total no. of warrants	As a % of total no. of shares of the company, assuming full conversion of warrants
Held by promoter/promoter group	0	0	0
Held by public	0	0	0
Total	0	0	0

Total paid-up capital of the company, assuming full conversion of warrants and convertible securities **9500000**




Statement Showing Shareholding Pattern

Category	Category of Shareholder	Number of Shareholders	Table (I)(a)		Total shareholding as a percentage of total number of shares		Number of shares	As a percentage of (IX) = (VIII)/(IV)*100
			Total number of shares	Number of shares held in dematerialized form	As a percentage of (A+B) ¹	As a percentage of (A+B+C)		
(I)	(II)	(III)	(IV)	(V)	(VI)	(VII)	(VIII)	(IX) = (VIII)/(IV)*100
(A)	Shareholding of Promoter and Indian							
1	Indian							
(a)	Individuals/ Hindu Undivided Family	7	2294180	2294180	24.15	24.15	1807581	78.79
(b)	Central Government/ State Government(s)				0.00	0.00		0.00
(c)	Bodies Corporate	3	2196495	2196495	23.12	23.12	0	0.00
(d)	Financial Institutions/ Banks				0.00	0.00		0.00
(e)	Any Others(Specify)				0.00	0.00		0.00
(e-i)					0.00	0.00		0.00
(e-ii)					0.00	0.00		0.00
	Sub Total(A)(1)	10	4490675	4490675	47.27	47.27	1807581	40.25
2	Foreign							
a	Individuals (Non-Residents Individuals/ Foreign Individuals)				0.00	0.00		0.00
b	Bodies Corporate				0.00	0.00		0.00
c	Institutions				0.00	0.00		0.00
d	Qualified Foreign Investor				0.00	0.00		0.00
e	Any Others(Specify)				0.00	0.00		0.00
e-i								
e-ii								
	Sub Total(A)(2)	0	0	0	0.00	0.00	0	0.00



	Total Shareholding of Promoter and Promoter Group (A)=(A)(1)+(A)(2)	10	4490675	4490675	47.27	47.27	1807581	40.25
(B)	Public shareholding							
1	Institutions							
(a)	Mutual Funds/ UTI				0.00	0.00		0.00
(b)	Financial Institutions/ Banks				0.00	0.00		0.00
(c)	Central Government/ State Government(s)				0.00	0.00		0.00
(d)	Venture Capital Funds				0.00	0.00		0.00
(e)	Insurance Companies				0.00	0.00		0.00
(f)	Foreign Institutional Investors				0.00	0.00		0.00
(g)	Foreign Venture Capital Investors				0.00	0.00		0.00
(h)	Qualified Foreign Investor				0.00	0.00		0.00
(i)	Any Other (specify)				0.00	0.00		0.00
(i-i)	Non domestic Companies				0.00	0.00		0.00
(i-ii)								
	Sub-Total (B)(1)	0	0	0	0.00	0.00		0.00
B 2	Non-institutions							
(a)	Bodies Corporate	58	606522	457622	6.38	6.38		0.00
(b)	Individuals							
I	Individuals -i. Individual shareholders holding nominal share capital up to Rs 1 lakh	2834	1541645	887400	16.23	16.23		0.00
II	ii. Individual shareholders holding nominal share capital in excess of Rs. 1 lakh	47	2820842	2734842	29.69	29.69		0.00
(c)	Qualified Foreign Investor				0.00	0.00		0.00
(d)	Any Other (specify)				0.00	0.00		0.00
(d-i)	Non Resident Repatriates	7	39556	39556	0.42	0.42		0.00
(d-ii)	Non Resident Non Repatriates	2	560	560	0.01	0.01		0.00
(d-iii)	Others	1	200	200	0.00	0.00		0.00
	Sub-Total (B)(2)	2949	5009325	4120180	52.73	52.73		0.00
(B)	Total Public Shareholding (B)= (B)(1)+(B)(2)	2949	5009325	4120180	52.73	52.73		0.00




	TOTAL (A)+(B)	2959	9500000	8610855	100.00	100.00	1807581	19.03
(C)	Shares held by Custodians and against which Depository Receipts have been issued							
1	Promoter and Promoter Group					0.00		0.00
2	Public					0.00		0.00
	Sub-Total (C)	0	0	0		0		0.00
	GRAND TOTAL (A)+(B)+(C)	2959	9500000	8610855		100.00	1807581	19.03



(1)(b) Statement showing holding of securities (including shares, warrants, convertible securities) of persons belonging to the category "Promoter and Promoter Group"

Sr. No.	Name of the shareholder	Details of Shares held			Encumbered shares (*)			Details of warrants			Details of convertible		Total shares (including underlying full conversion of warrants and convertible securities) as a % of diluted share capital
		Number of shares held	As a % of grand total (A)+(B)+(C)	No.	As a percentage (VI)=(V)/(III)*100	As a % of grand total (A)+(B)+(C) of sub-clause (I)(a)	Number of warrants held	As a % of total number of warrants of the same class	Number of convertible securities held	As a % of total number of convertible securities of the same class			
(i)	(ii)	(iii)	(iv)	(v)	(vi)=(v)/(iii)*100	(vii)	(viii)	(ix)	(x)	(xi)	(xii)		
1	PURUSHOTTAM RADHESHYAM AGARWAL	1807581	19.03	1807581	100.00	19.03	0	0	0	0	0		
2	G-2. INTERNATIONAL EXPORT LTD.	1710895	18.01	0	0.00	0.00	0	0	0	0	0		
3	BALHANUMAN FABRICS PVT.LTD.	458600	4.83	0	0.00	0.00	0	0	0	0	0		
4	ANURAG RAMAVTAR AGARWAL	153900	1.62	0	0.00	0.00	0	0	0	0	0		
5	Purushottam R Agarwal .	141949	1.49	0	0.00	0.00	0	0	0	0	0		
6	SOMNDEVI P AGARWAL	111954	1.18	0	0.00	0.00	0	0	0	0	0		
7	TILOKCHAND AND SONS	48649	0.49	0	0.00	0.00	0	0	0	0	0		
8	SOMNDEVI PURUSHOTTAM AGARWAL	29897	0.31	0	0.00	0.00	0	0	0	0	0		
9	BALHANUMAN FABRICS PRIVATE LIMITED	27000	0.28	0	0.00	0.00	0	0	0	0	0		
10	NIRMALADEVI RAJENDRAPRASAD AGARWAL	250	0.00	0	0.00	0.00	0	0	0	0	0		
TOTAL		4490675	47.27	1807581	40.25	19.03	0	0	0	0	0		

(*) The term "encumbrance" has the same meaning as assigned to it in regulation 28(3) of the SAST Regulations, 2011




(1)(c)(i) Statement showing holding of securities (including shares, warrants, convertible securities) of persons belonging to the category "Public" and holding more than 1% of the total number of shares

Sr. No.	Name of the shareholder	Number of shares held	Shares as a percentage of total number of shares (i.e., Grand Total (A)+(B)+(C) indicated in Statement at para (1)(a) above)	Details of warrants		Details of convertible securities		Total shares (including underlying shares assuming full conversion of warrants and convertible securities) as a % of diluted share capital
				Number of warrants held	As a % total number of warrants of the same class	Number of convertible securities held	% w.r.t total number of convertible securities of the same class	
1	VIKAS AGARWAL	475000	5.00		0		0	
2	GOPALKRISHNA NARENDRAKUMAR GOYAL	344718	3.63		0		0	
3	RIA NIMESH SHAH	200847	2.11		0		0	
4	PAVANKUMAR SATYANARAYAN AGRAWAL	153503	1.62		0		0	
5	SANGEETHA S	153442	1.62		0		0	
6	ARORA S HARMINDERSINGH GU RUMUKHSINGH	152039	1.60		0		0	
7	RICH MANOJKUMAR JAIN	143183	1.51		0		0	
8	MASTER CAPITAL SERVICES LTD	140971	1.48		0		0	
9	GAUTAM HANSRAJ GOUTH	120729	1.27		0		0	
10	MRUNAL AGENCY AND FINANCIALS PVT. LTD	120000	1.26		0		0	
11	AMBROSIA FABRICS PVT LTD	105917	1.11		0		0	
TOTAL		2110349	22.21	0	0	0	0	0




(D)(c)(ii) Statement showing holding of securities (including shares, warrants, convertible securities) of persons (together with PAC) belonging to the category "Public" and holding more than 5% of the total number of shares of the company

Sr. No.	Name(s) of the shareholder(s) and the Persons Acting in Concert (PAC) with them	Number of shares	Shares as a percentage of total number of shares f.e., Grand Total (A)+(B)+(C) indicated in Statement at para (D)(a) above}	Details of warrants		Details of convertible securities		Total shares (including underlying shares assuming full conversion of warrants and convertible securities) as a % of diluted share capital
				Number of warrants	As a % total number of warrants of the same class	Number of convertible securities held	% w.r.t total number of convertible securities of the same class	
1			0.00		0.00		0.00	
2			0.00		0.00		0.00	
3			0.00		0.00		0.00	
4			0.00		0.00		0.00	
5			0.00		0.00		0.00	
TOTAL		0	0.00		0		0.00	0



(D)(d) Statement showing details of locked-in shares

Sr. No.	Name of the shareholder	Number of locked-in shares	Locked-in shares as a percentage of total number of shares {i.e., Grand Total (A)+(B)+(C) indicated in Statement at para (D)(a) above}
1			0.00
2			0.00
3			0.00
4			0.00
5			0.00
TOTAL		0	0.00



(II)(a) Statement showing details of Depository Receipts (DRs)

Sr. No.	Type of outstanding DR (ADRs, GDRs, SDRs, etc.)	Number of outstanding DRs	Number of shares underlying outstanding DRs	Shares underlying outstanding DRs as a percentage of total number of shares {i.e., Grand Total (A)+(B)+(C) indicated in Statement at para (I)(a) above}
1				0.00
2				0.00
3				0.00
4				0.00
5				0.00
TOTAL		0	0	0.00



(II)(b) Statement showing holding of Depository Receipts (DRs), where underlying shares held by "promoter/promoter group" are in excess of 1% of the total number of shares

Sr. No.	Name of the DR Holder	Type of outstanding DR (ADRs, GDRs, SDRs, etc.)	Number of shares underlying outstanding DRs	Shares underlying outstanding DRs as a percentage of total number of shares i.e., Grand Total (A)+(B)+(C) indicated in Statement at para (I)(a) above)
1				0.00
2				0.00
3				0.00
4				0.00
5				0.00
TOTAL			0	0.00

