


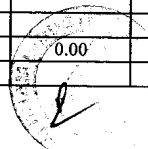
Introductory sub-table (I)(a)

Name of the Company: ANJANI DHAM INDUSTRIES LIMITED			
Scrip Code, Name of the scrip, class of security: 521131/ ANJANIDHAM / EQUITY			
Quarter ended: DECEMBER 31, 2013			
Partly paid-up shares:-			
	No. of partly paid-up shares	As a % of total no. of partly paid-up shares	As a % of total no. of shares of the company
Held by promoter/promoter group		0	0
Held by public		0	0
Total	0	0	0
Outstanding convertible securities:-			
	No. of outstanding securities	As a % of total no. of outstanding convertible securities	As a % of total no. of shares of the company, assuming full conversion of the convertible securities
Held by promoter/promoter group		0	0
Held by public		0	0
Total	0	0	0
Warrants:-			
	No. of warrants	As a % of total no. of warrants	As a % of total no. of shares of the company, assuming full conversion of warrants
Held by promoter/promoter group		0	0
Held by public		0	0
Total	0	0	0
Total paid-up capital of the company, assuming full conversion of warrants and convertible securities		9500000	



Statement Showing Shareholding Pattern


Category code	Category of Shareholder	Table (I)(a)						
		Number of Shareholders	Total number of shares	Number of shares held in dematerialized form	Total shareholding as a percentage of total number of shares		Shares Pledged or otherwise encumbered	
					As a percentage of (A+B) ¹	As a percentage of (A+B+C)	Number of shares	As a percentage
(I)	(II)	(III)	(IV)	(V)	(VI)	(VII)	(VIII)	(IX)= (VIII)/(IV)*100
(A)	Shareholding of Promoter and Promoter							
1	Indian							
(a)	Individuals/ Hindu Undivided Family	3	2010130	2010130	21.16	21.16	1807581	89.92
(b)	Central Government/ State Government(s)				0.00	0.00		0.00
(c)	Bodies Corporate	3	2196495	2196495	23.12	23.12	0	0.00
(d)	Financial Institutions/ Banks				0.00	0.00		0.00
(e)	Any Others(Specify)				0.00	0.00		0.00
(e-i)					0.00	0.00		0.00
(e-ii)					0.00	0.00		0.00
	Sub Total(A)(1)	6	4206625	4206625	44.28	44.28	1807581	42.97
2	Foreign							
a	Individuals (Non-Residents Individuals/ Foreign Individuals)				0.00	0.00		0.00
b	Bodies Corporate				0.00	0.00		0.00
c	Institutions				0.00	0.00		0.00
d	Qualified Foreign Investor				0.00	0.00		0.00
e	Any Others(Specify)				0.00	0.00		0.00
e-i					0.00	0.00		0.00
e-ii								
	Sub Total(A)(2)	0	0	0	0.00	0.00	0	0.00



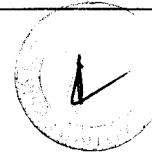
	Total Shareholding of Promoter and	6	4206625	4206625	44.28	44.28	1807581	42.97
(B)	Public shareholding							
1	Institutions							
(a)	Mutual Funds/ UTI				0.00	0.00		
(b)	Financial Institutions / Banks				0.00	0.00		
(c)	Central Government/ State Government(s)				0.00	0.00		
(d)	Venture Capital Funds				0.00	0.00		
(e)	Insurance Companies				0.00	0.00		
(f)	Foreign Institutional Investors	1	118882	118882	1.25	1.25		
(g)	Foreign Venture Capital Investors				0.00	0.00		
(h)	Qualified Foreign Investor				0.00	0.00		
(i)	Any Other (specify)				0.00	0.00		
(i-ii)					0.00	0.00		
(i-ii)								
	Sub-Total (B)(1)	1	118882	118882	1.25	1.25		
B 2	Non-institutions							
(a)	Bodies Corporate	66	1012033	862133	10.65	10.65		
(b)	Individuals				0.00	0.00		
I	i. Individual shareholders holding nominal share capital up to Rs 1 lakh	2871	1604021	943876	16.88	16.88		
II	ii. Individual shareholders holding nominal share capital in excess of Rs. 1 lakh.	42	2533665	2447665	26.67	26.67		
(c)	Qualified Foreign Investor				0.00	0.00		
(d)	Any Other (specify)				0.00	0.00		
(d-i)	Non Resident Repatriates	6	23994	23994	0.25	0.25		
(d-ii)	Non Resident Non Repatriates	2	560	560	0.01	0.01		
(d-iii)	Others	1	220	220	0.00	0.00		
	Sub-Total (B)(2)	2988	5174493	4278448	54.47	54.47		
(B)	Total Public Shareholding (B)= (B)(1)+(B)(2)	2989	5293375	4397330	55.72	55.72		

	TOTAL (A)+(B)	2995	9500000	8603955	100.00	100.00		
(C)	Shares held by Custodians and against which Depository Receipts have been issued							
1	Promoter and Promoter Group					0.00		0.00
2	Public					0.00		
	Sub-Total (C)	0	0	0		0	0	
	GRAND TOTAL (A)+(B)+(C)	2995	9500000	8603955		100.00	1807581	19.03

For Arjun Ram Industries Ltd.


Director / Authorized Signatory

Sr.No	Notes
1	The Total Foreign Holding is 143436 Shares and Percentage of total No. of Shares is 1.51%.
2	
3	
4	
5	
6	
7	
8	
9	



(I)(b) Statement showing holding of securities (including shares, warrants, convertible securities) of persons belonging to the category "Promoter and Promoter Group"

Sr. No.	Name of the shareholder	Details of Shares held		Encumbered shares (*)			Details of warrants		Details of convertible		Total shares (including underlying shares assuming full conversion of warrants and convertible securities) as a % of diluted share capital
		Number of shares held	As a % of grand total (A)+(B)+(C)	No.	As a percentage	As a % of grand total (A)+(B)+(C) of sub-clause (I)(a)	Number of warrants held	As a % total number of warrants of the same class	Number of convertible securities held	As a % total number of convertible securities of the same class	
(i)	(ii)	(iii)	(iv)	(v)	(vi)=(v)/(iii)*100	(vii)	(viii)	(ix)	(x)	(xi)	(xii)
1	PURUSHOTTAM RADHESHYAM AGARWAL	1807581	19.03	1807581	100.00	19.03		0		0	
2	G-2, INTERNATIONAL EXPORT LTD.	1710895	18.01	0	0.00	0.00		0		0	
3	BALHANUMAN FABRICS PVT.LTD.	458600	4.83	0	0.00	0.00		0		0	
4	ANURAG RAMAVTAR AGARWAL	153900	1.62	0	0.00	0.00		0		0	
5	TILOKCHAND AND SONS	48649	0.51	0	0.00	0.00		0		0	
6	BALHANUMAN FABRICS PRIVATE LIMITED	27000	0.28	0	0.00	0.00		0		0	
TOTAL		4206625	44.28	1807581	42.97	19.03	0	0	0	0	0

(*) The term "encumbrance" has the same meaning as assigned to it in regulation 28(3) of the SAST Regulations, 2011




(I)(c)(i) Statement showing holding of securities (including shares, warrants, convertible securities) of persons belonging to the category "Public" and holding more than 1% of the total number of shares

Sr. No.	Name of the shareholder	Number of shares held	Shares as a percentage of total number of shares {i.e., Grand Total (A)+(B)+(C) indicated in Statement at para (I)(a) above}	Details of warrants		Details of convertible securities		Total shares (including underlying shares assuming full conversion of warrants and convertible securities) as a % of diluted share capital
				Number of warrants held	As a % total number of warrants of the same class	Number of convertible securities held	% w.r.t total number of convertible securities of the same class	
1	VIKAS AGARWAL	475000	5.00		0		0	
2	GOPALKRISHNA NARENDRAKUMAR GOYAL	344718	3.63		0		0	
3	MASTER CAPITAL SERVICES LTD	250306	2.63		0		0	
4	RIA NIMESH SHAH	200847	2.11		0		0	
5	ARORA S HARMINDERSINGH GU RUMUKHSINGH	152039	1.60		0		0	
6	RICHI MANOJKUMAR JAIN	143183	1.51		0		0	
7	KAMAL AGGARWAL	123200	1.30		0		0	
8	GAUTAM HANSRAJ GOUTHAM	120729	1.27		0		0	
9	MRUNAL AGENCY AND FINA	120000	1.26		0		0	
10	HYPNOS FUND LIMITED	118882	1.25		0		0	
11	AMBROSIA FABRICS PVT LT	105917	1.11		0		0	
TOTAL		2154821	22.68	0	0	0	0	0

(D)(c)(ii) Statement showing holding of securities (including shares, warrants, convertible securities) of persons (together with PAC) belonging to the category "Public" and holding more than 5% of the total number of shares of the company

Sr. No.	Name(s) of the shareholder(s) and the Persons Acting in Concert (PAC) with them	Number of shares	Shares as a percentage of total number of shares {i.e., Grand Total (A)+(B)+(C) indicated in Statement at para (I)(a) above}	Details of warrants		Details of convertible securities		Total shares (including underlying shares assuming full conversion of warrants and convertible securities) as a % of diluted share capital
				Number of warrants	As a % total number of warrants of the same class	Number of convertible securities held	% w.r.t total number of convertible securities of the same class	
1			0.00		0.00		0.00	
2			0.00		0.00		0.00	
3			0.00		0.00		0.00	
4			0.00		0.00		0.00	
5			0.00		0.00		0.00	
TOTAL		0	0.00	0	0.00	0	0.00	0



(I)(d) Statement showing details of locked-in shares

Sr. No.	Name of the shareholder	Number of locked-in shares	Locked-in shares as a percentage of total number of shares (i.e., Grand Total (A)+(B)+(C) indicated in Statement at para (I)(a) above)
1			0.00
2			0.00
3			0.00
4			0.00
5			0.00
TOTAL		0	0.00



(II)(a) Statement showing details of Depository Receipts (DRs)

Sr. No.	Type of outstanding DR (ADRs, GDRs, SDRs, etc.)	Number of outstanding DRs	Number of shares underlying outstanding DRs	Shares underlying outstanding DRs as a percentage of total number of shares {i.e., Grand Total (A)+(B)+(C) indicated in Statement at para (I)(a) above}
1				0.00
2				0.00
3				0.00
4				0.00
5				0.00
TOTAL		0	0	0.00



(II)(b) Statement showing holding of Depository Receipts (DRs), where underlying shares held by "promoter/promoter group" are in excess of 1% of the total number of shares

Sr. No.	Name of the DR Holder	Type of outstanding DR (ADRs, GDRs, SDRs, etc.)	Number of shares underlying outstanding DRs	Shares underlying outstanding DRs as a percentage of total number of shares {i.e., Grand Total (A)+(B)+(C) indicated in Statement at para (I)(a) above}
1				0.00
2				0.00
3				0.00
4				0.00
5				0.00
TOTAL			0	0.00

